

Site Surveys

Essential or waste of time?



Jussi Kiviniemi / Ekahau

About me

- Senior Vice President at Ekahau
- Product strategy & development
- Marketing strategy & evangelism

- Worked with Wi-Fi since 2001
 - At Ekahau since 2002

- *More info: Google “Jussi Wi-Fi”*

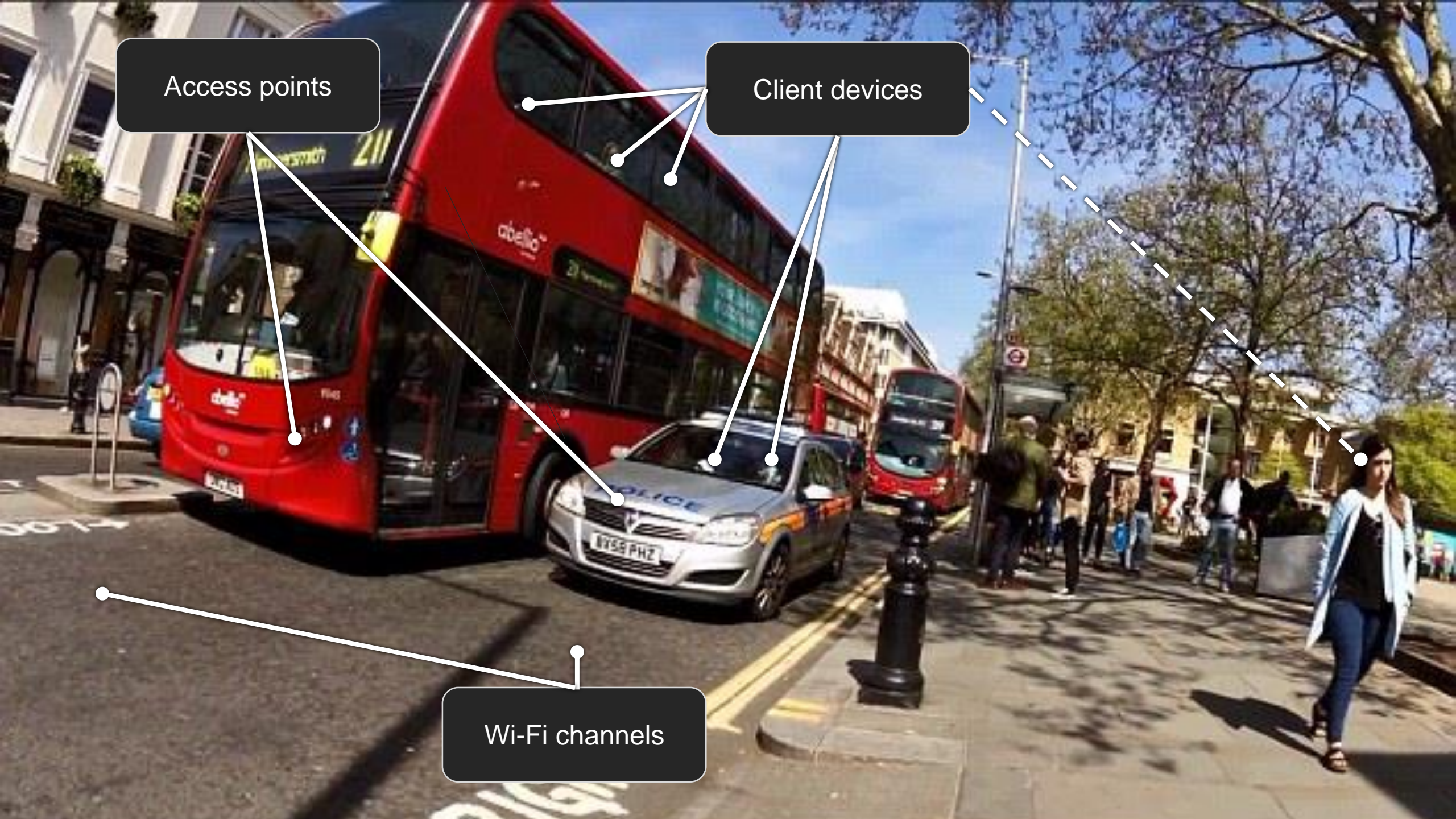


Agenda

- Cars
- Transportation system
- Practical examples







Access points

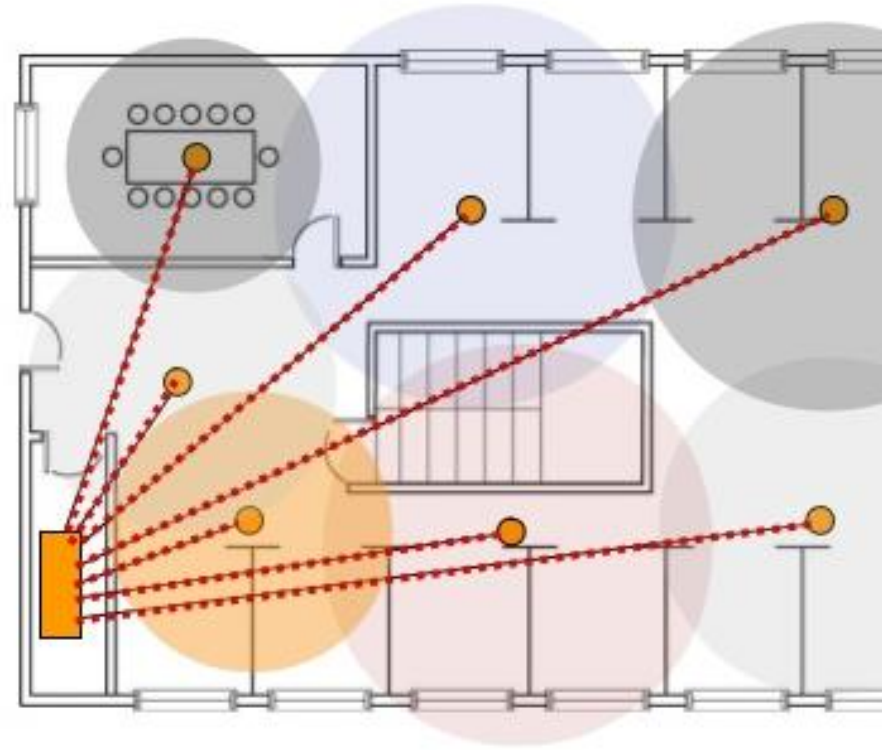
Client devices

Wi-Fi channels



Automatic RF functionality in access points is like Tesla's Auto-Pilot

- Transmit power optimization
- Channel optimizations
- Dynamic allocation of dual-5GHz



So, site surveys are not necessary.

Thank you!

Find me on LinkedIn and Twitter!

Google: “Jussi Wi-Fi”

Thank you!

NOT SO FAST

Find me on LinkedIn and Twitter!

Google: "Jussi Wi-Fi"





Access points

Client devices

Wi-Fi channels



















Let's take a closer look.

Each lane has limited capacity

- 3 channels on 2.4 GHz (1,6,11)
- 20+ on 5GHz (36-165)
- Use all the channels you can!



Two cars per lane is not better than one

- At any location...
- ... on any channel...
- ... **only use one access point!**

- Multiple access points on the same channel cause **co-channel interference**



The imbalance between the two highways

- 2.4 GHz frequency is often overutilized
 - Yet it only has 3 channels!
- Clients still tend to associate to 2.4 GHz radios
 - Received signal strength at the client device often higher on 2.4
 - Situation is improving




Oh, sheep!

- Wi-Fi devices play nice: they wait for their turn
 - 802.11 protocol
- Other devices don't understand 802.11, and do whatever they like
 - Microwave ovens
 - Cordless phones
 - Bluetooth
 - Video cameras
 - Baby monitors



Slow vehicles hurt everyone on the road

- Legacy client devices (802.11g, 802.11b) slow down everyone in your network



Minimum speed limits

- If you support the slowest data rates in your Wi-Fi network
 - Tons of overhead
 - Clients sticking to far away access points
 - Slower overall performance

MINIMUM

SPEED

50

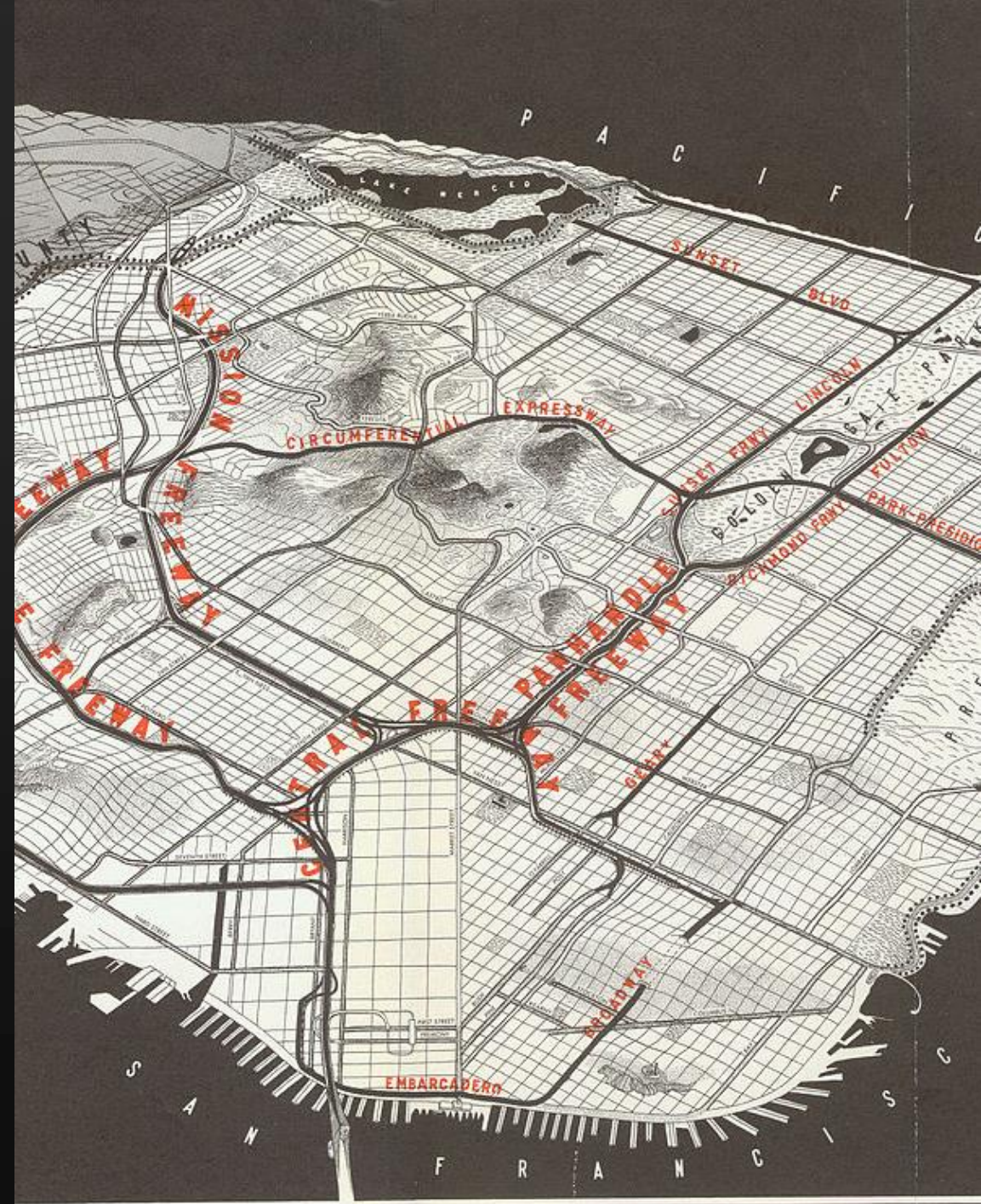
Consider capacity

- Wi-Fi design is still often seen equal to coverage design
- Coverage is easy
- Your primary design goals in this decade should be
 - Minimal CCI
 - Capacity



The biggest mistake: Not planning at all

- Talk to stakeholders
 - Especially network users
- Account for main requirements
- Design carefully
- Take advantage of simulation
- Reserve time & \$ for on-site work





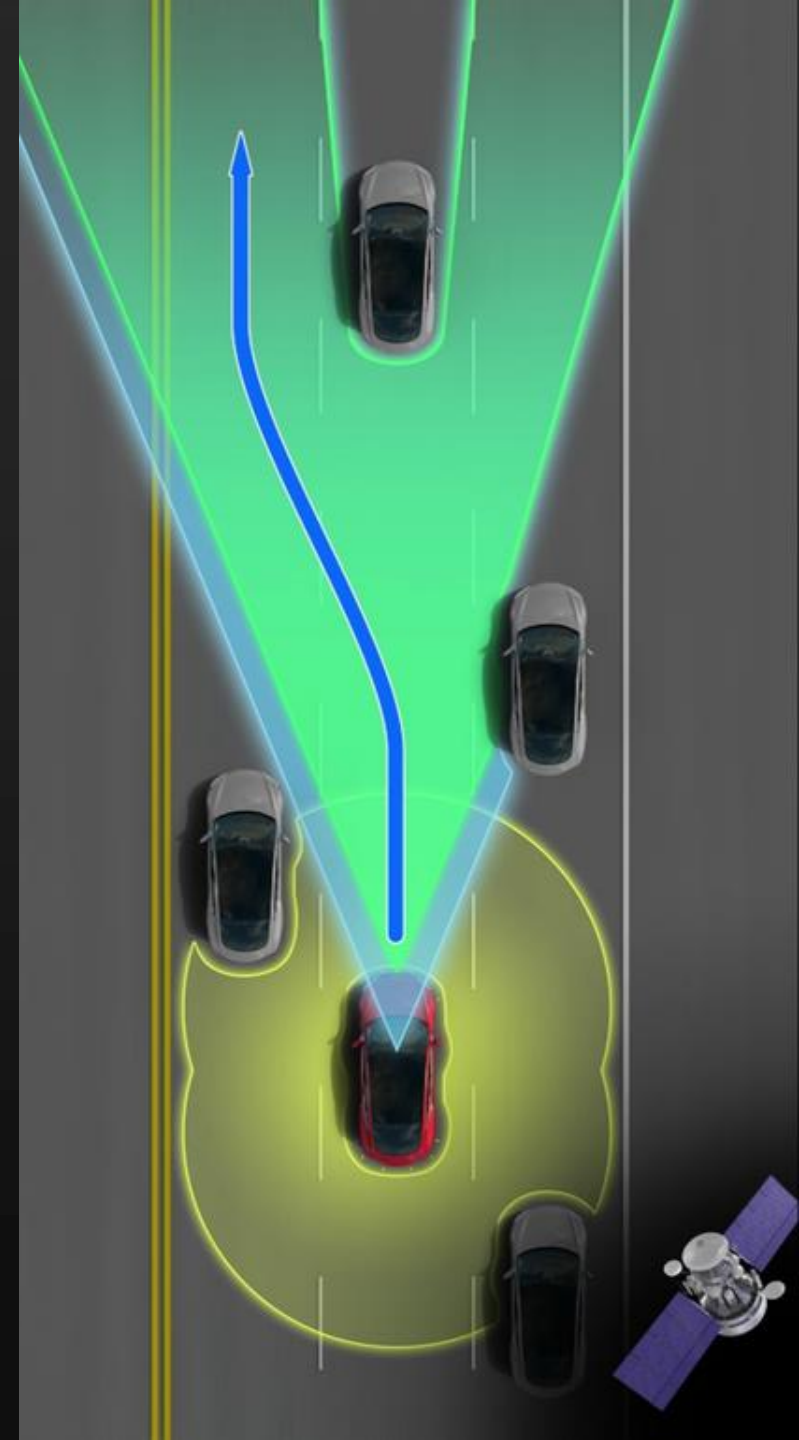




Practical examples

Auto-Pilot

- The Auto-Pilot is a great help
 - So is auto-RF in access points
- Best assistance is collision avoidance
 - Just like self healing is in the APs
- However
 - if the road has been badly designed...
 - ... or road conditions are bad...
 - ... auto-RF cannot solve the problem alone



Be this guy...



... not this guy



Thank you!

Find me on LinkedIn and Twitter!

Google: “Jussi Wi-Fi”