

# LINKTROPY® 5510

## HARDWARE GUIDE



Linktropy® 5510 Hardware Guide  
Hardware Revision: L1  
Documentation Version: 1  
Printed October 2014

**Apposite® Technologies, Inc.**

11500 W. Olympic Blvd., Suite 510	tel: 1.310.477.9955
Los Angeles, CA 90064 USA	fax: 1.310.477.9956
<a href="http://www.apposite-tech.com">www.apposite-tech.com</a>	email: <a href="mailto:info@apposite-tech.com">info@apposite-tech.com</a>

Copyright ©2005-2014 Apposite Technologies, Inc. All rights reserved. Apposite, Linktropy, and Netropy are registered trademarks of Apposite Technologies, Inc. The Apposite logo and "WAN Emulation Made Easy" are trademarks of Apposite Technologies, Inc.

Part No. DOC-HG-L5510-L11

---

# Contents

---

1 Overview .....	3
2 Included Items .....	4
3 Front and Rear Panels .....	5
3.1 Front Panel .....	5
3.2 Rear Panel .....	6
4 Capacity Limitations .....	7
5 Rack Mounting .....	8
6 RJ45 Interfaces .....	9
7 SFP Interfaces .....	10
8 Console Interface .....	11
9 Apposite Support .....	12
Appendix A: Specifications .....	13
Appendix B: Regulatory .....	14
Federal Communications Commission Notice .....	14
Canadian Notice / Avis Canadien .....	14
CE Certification .....	14
Appendix C: Linktropy End User License Agreement .....	15

# 1 OVERVIEW

---

This *Linktropy 5510 Hardware Guide* describes the physical hardware of the Linktropy 5510 WAN Emulator. The companion *User's Guide* describes the installation, configuration, and operation of the Linktropy WAN emulation functionality. A separate *Quick Start Guide* provides a walk-through for first time configuration.



The Linktropy 5510 contains no user serviceable parts. Opening the chassis voids the warranty. If you believe your unit is not functioning properly, see Section 8 for information on obtaining support.

This guide is for the Linktropy 5510 hardware revision –L1.

# 2 INCLUDED ITEMS

---


The Linktropy 5510 shipping carton contains the following items:

- ▶ Linktropy 5510 hardware unit
- ▶ Rack mount brackets (2) and screws (6)
- ▶ Documentation CD
- ▶ Linktropy Quick Start Guide
- ▶ AC power cord (U.S.)
- ▶ RJ45 to DB-9 serial cable

# 3 FRONT AND REAR PANELS

---

## 3.1 Front Panel



Standard RJ45 Interface Version



Optional SFP Interface Version

The front panel of the Linktropy 5510 contains:

**Power LED:** Lit green when the unit is powered on. Unlit when power is off.

**Reset:** The small hole to the left of the console port is used to reset the system to the factory default configuration. Reset capability is only active during system boot-up. To reset the system, insert a paper clip or toothpick into the hole, reboot or power cycle the device, and continue holding the reset switch for 20-30 seconds until the system reboots again.

**CONSOLE:** Console interface using RS-232 with an RJ45 connector. See Section 8 for a pin-out of the console interface.

**MGMT:** 10/100/1000baseT Gigabit Ethernet interface with a standard RJ45 connector for browser-based management of the unit over the network.

**LAN A and B:** A pair of either 10/100/1000baseT Gigabit Ethernet interfaces with standard RJ45 connectors or a pair of modular SFP Gigabit Ethernet interfaces. See Section 7 for more details on the optional SFP interfaces.

Emulation interfaces support jumbo frames up to 9 KB.

**AUX 1 and 2:** The SFP version of the 5510 includes two additional ports labelled AUX 1 and AUX 2. These ports are currently reserved for future functionality.

## 3.2 Rear Panel



The rear panel of the Linktropy 5510 contains:

**Power input:** Standard IEC C14 socket for power input. U.S. and Canadian customers should use the supplied power cord to connect the Linktropy 5510 to a power outlet. International customers may need to substitute a local power cord with a standard IEC C13 plug. The Linktropy 5510 handles AC power input from 100 to 240 V.

**Power switch:** Rock the switch to the 1 position to turn on the unit. Rock the switch again to the 1 position and hold for 5 seconds to turn off.

**Fan outlets:** Hot air is vented through the fan outlets.



Please ensure the space around the fan outlets on the back panel and the air intakes on the front panel remains unblocked to provide adequate airflow and prevent overheating..

# 4 CAPACITY LIMITATIONS

---

The Linktropy 5510 can forward packets at full line rate (1.488 million packets per second) in both directions for all packet sizes. However, packet forwarding rate may be reduced depending on the classification method used.

The maximum one-way latency that the Linktropy 5510 supports depends on data throughput and packet size. The chart below summarizes a few typical examples for traffic in one direction. To calculate the maximum latency in each direction for traffic in both directions at the listed rate, divide these maximum one-way latencies values in half. The listed values are based on actual data throughput, not link bandwidth settings. Users who need to emulate latencies close to these limits are advised to contact Apposite to discuss their specific requirements.

Aggregate Throughput	Frame Size			
	64 bytes	500 bytes	1518 bytes	9220 bytes
10 Mbps	>20 sec	>20 sec	>20 sec	>20 sec
100 Mbps	>20 sec	>20 sec	>20 sec	>20 sec
1 Gbps	4.0 sec	>20 sec	>20 sec	>20 sec

**Table 1: Maximum Round-Trip Latency**


The maximum emulation bandwidth may be limited below the hardware capacity of 1 Gbps in each direction by the device's license key. See the *Linktropy User's Guide* for more details on the license key.



# 5 RACK MOUNTING

---

The Linktropy 5510 includes a pair of brackets for mounting the device into a standard 19" rack. Attach the brackets to both sides of the unit using three of the supplied screws with each bracket as shown in the diagram below.



# 6 RJ45 INTERFACES

---

The standard version of the Linktropy 5510 includes two RJ45 10/100/1000baseT ports for emulation, labeled LAN A and LAN B, and a separate RJ45 10/100/1000baseT port for management.

The ports are set by default to auto-negotiate the proper speed and duplex settings, and flow control is turned off. On the emulation ports, auto-negotiation can be disabled and the ports forced to a particular speed and duplex setting from the GUI. In nearly all cases, the default settings should be used and only changed to resolve incompatibilities with directly-connected equipment. Auto-negotiation cannot be disabled on the MGMT port.

When set to auto-negotiation, the ports are auto-MDI/MDIX and can use either crossover or straight through cables. If the interface is forced to a particular speed or duplex setting, the interfaces are MDI and require a crossover cable if connected to another MDI-only device.

The RJ45 interfaces have two LEDs. The LED on the left glows amber to indicate that link has been established and blinks to indicate activity. If the link is up, the LED on the right glows amber to indicate connectivity at 1 Gbps, green for 100 Mbps, and off for 10 Mbps.

# 7 SFP INTERFACES (OPTIONAL)

---

The Linktropy 5510 is optionally available with Gigabit Ethernet small form-factor pluggable (SFP) interfaces, also known as mini-GBIC, for the LAN A and LAN B interfaces. SFP interfaces are modular and support both fiber-optic and copper-based cabling depending on the installed transceiver. Standard fiber and copper transceivers are available from a variety of vendors.

Select an appropriate transceiver type based on network and cabling requirements. Slide the transceiver into the SFP port until it clicks into place.

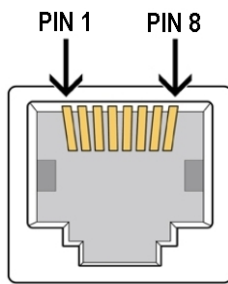
The SFP interfaces support 10/100/1000 Mbps auto-negotiation when using RJ45 SFP transceivers with SGMII support. Fiber SFP transceivers are only supported at 1 Gbps full duplex transfer mode.

The SFP interfaces have two amber LEDs. The LED on the left indicates that link has been established. The LED on the right blinks to indicate activity.

# 8 CONSOLE INTERFACE

---

Console access to the Linktropy 5510 is through the RJ45 interface on the front panel labeled "CONSOLE." An RJ45 to DB-9 cable is included with the unit to connect the device to a standard PC serial port. The pin-out for the RJ45 interface is shown below:



Pin	Definition	Pin	Definition
1	CTS/RTS	2	DTR
3	TxD	4	GND
5	GND	6	RxD
7	DSR	8	CTS/RTS

To connect to the console, use a terminal or a computer running terminal emulator software such as HyperTerminal or PuTTY, and set the following parameters:

- 9600 baud
- 8 data bits
- No parity
- 1 stop bit
- Disable flow control

# 9 APPOSITE SUPPORT

---

The Linktropy 5510 comes with a one year hardware warranty and one year of support and maintenance. Extended maintenance packages are available from Apposite or your local Linktropy reseller.

If you believe your unit is not functioning properly and is under warranty, please upgrade to the latest firmware release. If the problem persists, please contact Apposite Support at:

support@apposite-tech.com  
1.310.477.9955 ext. 2

When contacting Apposite Support, please include the following information:

- ▶ Linktropy model
- ▶ Serial number
- ▶ Your e-mail address and phone number
- ▶ Installed firmware version
- ▶ A detailed description of the problem



Do not attempt to fix any hardware problem yourself. The Linktropy 5510 contains no user serviceable parts. Opening the chassis voids the warranty.

# APPENDIX A: SPECIFICATIONS

Capacity		
Max. Emulation Rate		1 Gbps full duplex
Max. Packet Rate		2,976,200 packets per second (full line rate all packet sizes)
Interfaces		
Network		2 x 10/100/1000baseT Copper Gigabit Ethernet or 2 x SFP Gigabit Ethernet
Management		1 x 10/100/1000baseT Copper Gigabit Ethernet
Console		1 x RS-232
Environmental and Physical		
AC Input Voltage		Auto ranging 100 VAC to 240 VAC
AC Input Frequency		50 to 60 Hz
Power Draw		41 Watts
Dimensions	Product	17" W x 12" D x 1.75" H (1 RU) 431 mm W x 305 mm D x 43.5 mm H (1 RU)
	Shipping	21" x 19" x 7" (53 x 49 x 8 cm)
Weight	Product	10 lbs. (4.3 kg)
	Shipping	14 lbs. (6.3 kg)
Temperature	Operating	32° to 104°F (0° to 40°C)
	Storage	-4° to 158°F (-20° to 70°C)
Humidity	Operating	5% to 90% (non-condensing)
	Storage	5% to 95% (non-condensing)
Certifications		FCC Class A, CE, RoHS
Warranty and Support		
Hardware warranty		1 year
Support and Maintenance		1 year, including all firmware upgrade

# APPENDIX B: REGULATORY

---

## Federal Communications Commission Notice

This equipment has been tested and verified to comply with the limits for a Class A digital device, pursuant to Part 15 of FCC Rules. These limits are designed to provide reasonable protection against harmful interference when the equipment is operated in a commercial environment. This equipment generates, uses, and can radiate radio frequency energy and, if not installed and used in accordance with the instructions, may cause harmful interference to radio communications. Operation of this equipment in a residential area may cause harmful interference, in which case the user will be required to take whatever measures may be required to correct the interference at their own expense.

## Canadian Notice / Avis Canadien

This Class A digital apparatus meets all requirements of the Canadian Interference-Causing Equipment Regulations.

Cet appareil numérique de la classe A respecte toutes les exigences du Règlement sur le matériel brouilleur du Canada.

## CE Certification

The product described in this manual complies with all applicable European Union (CE) directives, including EU Directives 1999/5/EC Radio Equipment and Telecommunications Terminal Equipment and 2002/95/EC Restriction of Hazardous Substances (RoHS).

# APPENDIX C: LINKTROPY END USER LICENSE AGREEMENT

---

The Apposite Technologies, Inc. ("Apposite") Linktropy product includes the Linktropy hardware ("Hardware"), software embedded in the Hardware ("Software"), including any upgrades, modified versions, updates, additions and copies of the Software, and related explanatory materials ("Documentation"). Collectively, the Hardware, Software, and Documentation are the "Product."

Conditioned upon compliance with the terms and conditions of this Agreement, Apposite hereby grants you a nonexclusive and nontransferable license to use the Software solely as embedded on the Hardware, and to use the Documentation solely in conjunction with the Software and Hardware.

## Title and Restrictions

Apposite retains all right, title and interest in the Software and Documentation. The Software and Documentation are protected by United States and international copyright and other intellectual property laws and international trade provisions. Except as otherwise expressly provided under this Agreement, you shall not directly or authorize any third party to:

- (i) copy the Software, except as necessary for archival or backup purposes only;
- (ii) transfer, assign, sublicense, rent, lease, lend, or otherwise transfer your license rights to any other person or entity;
- (iii) install or use the Software on any computing device other than the Hardware;
- (iv) modify or adapt the Software or Documentation or create derivative works based upon the Software or Documentation;
- (v) reverse engineer, disassemble, decompile, decrypt, or otherwise attempt to derive the source code of the Software, except to the extent otherwise expressly permitted under applicable law notwithstanding this restriction. To the extent required by law, and at your written request, Apposite will provide you with the interface information needed to achieve interoperability between the Software and another independently created program;
- (vi) remove, alter, cover or obfuscate any of the trademarks, trade names, logos, patent or copyright notices or markings, or add any other notices or markings to or on the Software, Documentation, or Hardware without the express written authorization of Apposite.

## Limited Warranty

Apposite warrants that for a period of one (1) year from the date of shipment of the Hardware to you ("Warranty Period"), the Hardware will be free of any defects in materials and workmanship under normal use and the Software will perform substantially in accordance with the Documentation. This limited warranty extends only to the original user of the Product. This limited warranty is void if failure of the Hardware or Software to conform to the warranty has resulted from improper installation, testing, misuse, neglect, accident, fire or other hazard, or any breach of this Agreement.



Apposite and its suppliers' entire liability and your sole and exclusive remedy shall be, at Apposite's sole discretion, to (i) repair the Software or Hardware; (ii) provide replacement Hardware or Software; or (iii) refund the purchase price and terminate this Agreement. This limited warranty applies only if the product is returned to Apposite, freight and insurance prepaid, in accordance with Apposite's Return Material Authorization (RMA) procedures. Any repaired or replaced Software or Hardware will be warranted for the remainder of the original Warranty Period or thirty (30) days, whichever is longer.

#### **Disclaimer of Warranties**

THE FOREGOING LIMITED WARRANTY IS IN LIEU OF ALL OTHER WARRANTIES OR CONDITIONS, EXPRESS OR IMPLIED, AND APPOSITE DISCLAIMS ANY AND ALL IMPLIED WARRANTIES OR CONDITIONS, INCLUDING, WITHOUT LIMITATION, ANY IMPLIED WARRANTY OF TITLE, NONINFRINGEMENT, MERCHANTABILITY OR FITNESS FOR A PARTICULAR PURPOSE. THIS WARRANTY GIVES YOU SPECIFIC LEGAL RIGHTS, AND YOU MAY ALSO HAVE OTHER RIGHTS WHICH VARY BY JURISDICTION.

#### **Limitation of Liability**

REGARDLESS WHETHER ANY REMEDY SET FORTH HEREIN FAILS OF ITS ESSENTIAL PURPOSE, IN NO EVENT WILL APPOSITE OR ITS SUPPLIERS BE LIABLE FOR ANY DAMAGES, INCLUDING WITHOUT LIMITATION, ANY LOST PROFITS, BUSINESS INTERRUPTION, LOSS OF INFORMATION, OR OTHER INCIDENTAL OR CONSEQUENTIAL DAMAGES HOWEVER CAUSED AND REGARDLESS OF THE THEORY OF LIABILITY OR WHETHER ARISING OUT OF THE USE OF OR INABILITY TO USE THE PRODUCT AND EVEN IF APPOSITE OR ITS SUPPLIERS HAVE BEEN ADVISED OF THE POSSIBILITY OF SUCH DAMAGES. IN NO EVENT SHALL APPOSITE OR ITS SUPPLIERS' LIABILITY, WHETHER IN CONTRACT, TORT (INCLUDING NEGLIGENCE), BREACH OF WARRANTY, OR OTHERWISE, EXCEED THE PRICE PAID FOR THE PRODUCT. SOME STATES DO NOT ALLOW THE LIMITATION OR EXCLUSION OF LIABILITY FOR INCIDENTAL OR CONSEQUENTIAL DAMAGES, SO THE ABOVE LIMITATION MAY NOT APPLY TO YOU.

#### **Term and Termination**

This agreement takes effect upon your use of the software and remains effective until terminated. You may terminate it at any time by destroying all copies of the Software and Documentation in your possession. This license will terminate immediately if you fail to comply with any term or condition of this agreement. You agree on termination of this license to cease all use of the Software and Documentation. In addition, the provisions of the sections "U.S. Government Restricted Rights" and "Export" shall survive termination of this agreement.

#### **Export**

The Product, including the underlying technology, is subject to U.S. export control laws, and may be subject to export or import regulations in other countries. You may not export or import the Product and the underlying technology, directly or indirectly, in violation of these laws. You agree to comply strictly with all such laws and regulations and acknowledge that you have the responsibility to obtain such licenses to export, re-export, or import as may be required.

## **U.S. Government Restricted Rights**

The Software and Documentation qualify as “commercial computer software” and “commercial computer software documentation” pursuant to FAR 12.212 and DFAR 227.7202. The Software and Documentation are being licensed to U.S. Government end users only as Commercial Items and with only those rights as are granted to all other end users pursuant to the terms and conditions of this agreement.

## **General Provisions**

This agreement will be governed by and construed in accordance with the laws of the State of California without reference to its conflicts of law provisions. This agreement shall not be governed by the United Nations Convention on Contracts for the International Sale of Goods, the application of which is expressly excluded. If for any reason a court of competent jurisdiction finds any provision, or portion thereof, to be unenforceable, the remainder of this agreement shall continue in full force and effect.

This agreement constitutes the entire agreement between the parties with respect to the Product and supersedes all prior or contemporaneous understandings regarding such subject matter, whether written or oral, and supersedes any conflicting or additional terms contained in any purchase order or elsewhere, all of which terms are excluded. No amendment to or modification of this agreement are binding unless in writing and signed by Apposite.

## **Third Party Acknowledgements**

Portions of the Software utilize or include third party software and other copyrighted material. Acknowledgements, licensing terms and disclaimers for such material are contained in the Linktropy User’s Guide, and your use of such material is governed by their respective terms. Certain third party software are free software licensed under the terms of the GNU General Public License (GPL). You may obtain a complete machine-readable copy of the source code for such free software under the terms of the GPL. The GPL software is distributed in the hope that it will be useful, but WITHOUT ANY WARRANTY, without even the implied warranty of MERCHANTABILITY or FITNESS FOR A PARTICULAR PURPOSE. A copy of the GPL is included in the product User’s Guide.

Apposite® Technologies, Inc.  
11500 W. Olympic Blvd., Suite 510  
Los Angeles, CA 90064 USA  
[www.apposite-tech.com](http://www.apposite-tech.com)

tel: 1.310.477.9955  
fax: 1.310.477.9956  
email: [info@apposite-tech.com](mailto:info@apposite-tech.com)